

CEILINGVIEW™ SD

Standard Definition Ceiling Mounted Visualizer System

The Vaddio™ CeilingVIEW SD (Figure 1) is a standard definition video (composite and Y-C) ceiling mounted visualizer designed for use with videoconferencing codecs, monitors and video presentation systems. The CeilingVIEW SD is a complete, easy to install, ceiling mounted visualizer system and is equipped with a 1/4" Sony® EXview HAD CCD image sensor for exceptional image quality and precise color reproduction. With its 36X optical zoom and 12X digital zoom option, the camera has an amazing 432X total zoom capability. CeilingVIEW SD uses the Vaddio EZCamera™ PRO series cabling system, which includes high speed differential signaling (HSDS) to transport the video signals from the camera module to the Quick-Connect CV SD interface up to 400 feet using standard Cat. 5 cable.

The camera housing is a plenum rated enclosure with ceiling tile supports and features threaded inserts to attach a single-gang conduit box over the two RJ-45 connectors when conduit is required for installation. Other features include a laser light locator for document positioning, six preset zoom positions for switching between different paper sizes/views, black and white and mirror image display.

Overall, the CeilingVIEW SD is superb for a wide range of applications such as corporate boardrooms, auditoriums of teaching hospitals, and distance-learning applications in which clear, standard definition images are required. The CeilingVIEW SD is a market leading video visualizer that is easy to install, easy to operate and is unmatched for price and performance as compared to other ceiling mounted visualizers available today.



Figure 1:
CeilingVIEW SD ceiling mounted visualizer

WHAT'S INCLUDED

- CeilingVIEW SD Camera Module
- White Trim Ring with White Screws
- Vaddio IR Remote Controller
- Quick-Connect CV Interface
- Vaddio PowerRite 24 VDC, 2A Power Supply
- Adjustable Ceiling Tile Support Rails
- RJ-45 to DB9 EZCamera Control Adapter
- Installation and Users Manual

IR Sensor

The IR sensor built into CeilingVIEW SD responds to zoom commands from Vaddio, Polycom® and TANDBERG IR remotes.

Quick-Connect CV HD/SD

The 1-RU rack mountable (with optional rack mount adapter) Quick-Connect CV HD/SD provides standard definition S-Video (Y/C) and Composite Video outputs on BNC connectors.

RS-232 VISCA Camera Control

The camera is controlled with VISCA control protocol. This allows the use of the camera system with control systems and video codecs that use VISCA control protocol.

Adjustable Laser Light Locator

Unique laser shows the user where to position a document by putting a red laser dot in the center of the image. Laser light can be controlled to work in momentary or ON mode.

TECHNICAL FEATURES

Sony SD Camera

The Sony 1/4" EXview CCD standard definition image sensor is designed to provide excellent color reproduction. This module is equipped with a 36X optical and 12X digital zoom. Other features include simultaneous Y/C and composite 4:3 video, and VISCA™ control protocol.

TECHNICAL FEATURES (CONTINUED)

Distances up to 400' (121.9m) over Cat. 5 Cable

The CeilingVIEW SD uses high speed differential signaling (HSDS) which allows higher quality video signals to be conveyed over longer Cat. 5 cabling distances

Ceiling Backbox Enclosure

The CeilingVIEW SD has a metal backbox enclosure that is designed to fit flush into the ceiling. The enclosure is supported in the ceiling by two different options. In a suspended ceiling the two 23-3/4" inch support braces are secured to the camera enclosure and the ceiling grid then supports the support braces. In a sheetrock ceiling the camera enclosure is supported by the sheetrock and the tile supports are not used. In both cases the trim ring is used to cover the camera opening.

EZCamera Backbox Cable Interface

A camera backbox interface integrates the CeilingVIEW SD to the EZCamera Cable System. The interface converts camera signals and has two RJ-45 jacks. The first jack provides for power, and either SD analog component video or Y/C and composite video. The second jack provides RS-232 camera control signaling.

IR Remote Control

Hand-held remote control allows user to control: zoom, six zoom presets, laser pointer, brightness, auto white balance, black and white, positive/negative, mirror, and auto or manual focus.

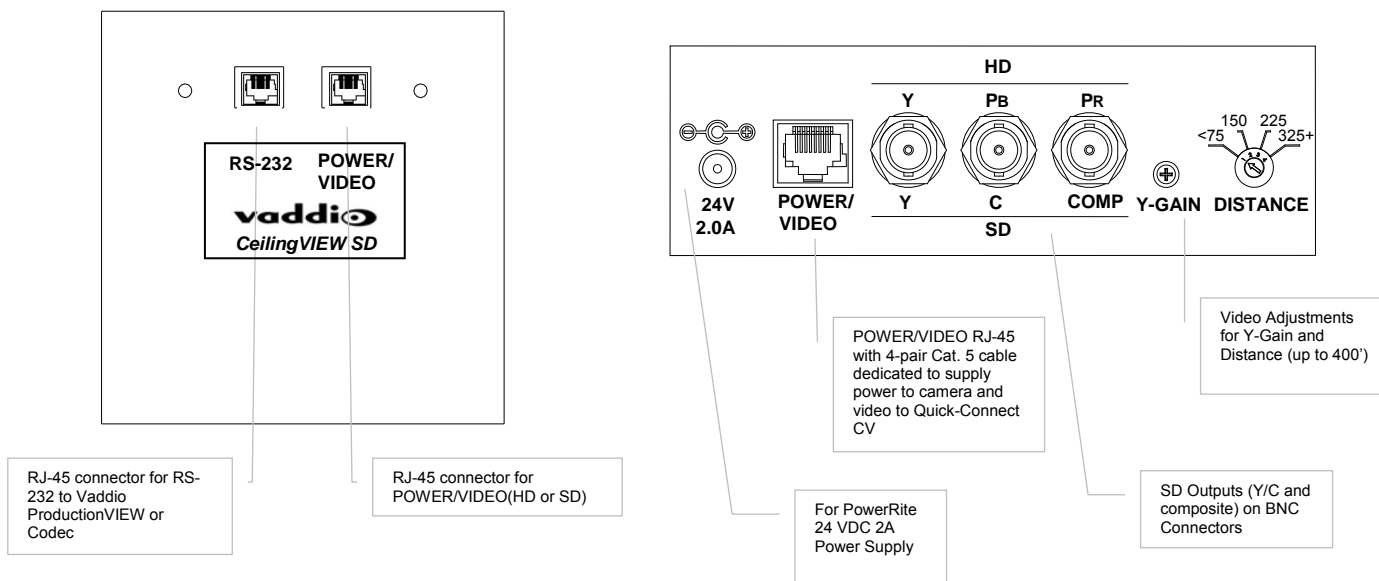
CeilingVIEW SD Part Numbers

999-2008-000 CeilingVIEW SD (NTSC)

999-2008-001 CeilingVIEW SD (PAL)

TECHNICAL DRAWINGS

Figure 2: CeilingVIEW SD Camera backbox and Quick-Connect CV HD/SD rear panel diagrams with functional callouts.



SYSTEM CONNECTIVITY

Figure 3:

Basic system connectivity of a CeilingVIEW SD Visualizer connected to an SD Codec

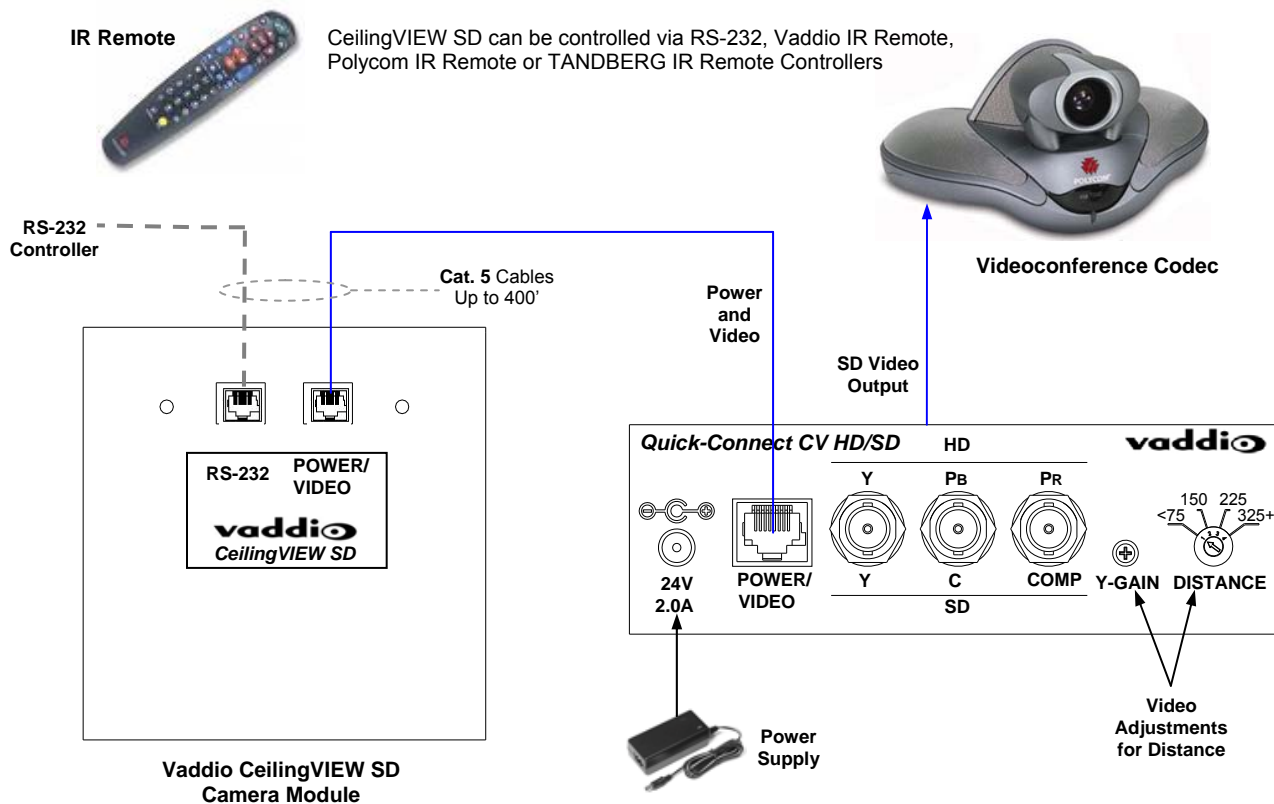
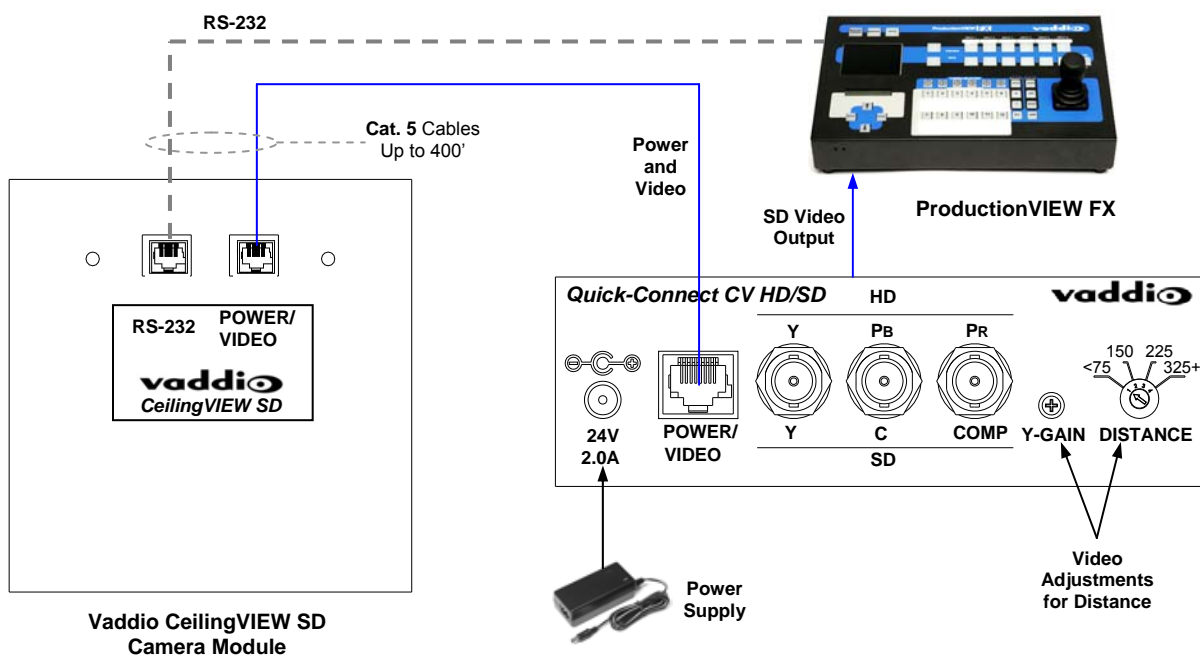


Figure 4:

Basic system connectivity of a CeilingVIEW SD Visualizer connected to a Vaddio ProductionVIEW FX



TECHNICAL SPECIFICATIONS

CeilingVIEW SD	
Part Numbers	999-2008-000 (NTSC) 999-2008-001 (PAL)
Image Sensor	Sony 1/4" EXview HAD CCD
Effective Pixels (NTSC)	380K Pixels
Effective Pixels (PAL)	440K Pixels
Horizontal Resolution	470 TVL (NTSC), 460 TVL (PAL)
Min. Illumination	1/60 s mode: 1.4 Lux typical (F1.6, 50 IRE) / 1/4 s mode: 0.1 Lux typical (F1.6, 50 IRE)
Lens	36X optical zoom, f=3.4 mm (wide) to 122.4 mm (tele), F1.6 to F4.5
Digital Zoom	12X (432X combined Optical and Digital Zoom)
Angle of View (H)	57.8 degree (wide end) to 1.7 degree (tele end)
Video Outputs	VBS:1.0 Vp-p (Sync Negative) & Y/C Output
S/N Ratio	More than 50 dB
Focusing System	Full Auto, Manual
Min. Working Distance	320mm (wide end), 1500mm (tele end)
Sync System	Internal
Camera Control Interface	RS-232 (VISCA™, baud rate: 9.6 Kb/s, 1-stop bit) IR Remote Controls: Vaddio, Polycom (zoom and laser only) and TANDBERG (zoom and laser only)
Picture Effects	E-Flip, Negative Art, Black & White, Mirror Image
• Camera Enclosure	
Components	Camera Enclosure, White Trim Ring, Mounting Rails and Mounting Hardware
Connectors	- RJ-45 for Video and Power - RJ-45 for RS-232
Camera Enclosure Dimensions	4.85" x 5.75" x 5.75" (H x W x D),
Camera Enclosure Weight	2.4lbs
• Quick-Connect CV HD/SD	
Connectors	- RJ-45 for Video and Power - 3-BNC: Analog Component Y/Pb/Pr Outputs or SD (Y/C and composite) Outputs - 5.5mm OD x 2.5 ID Power Connector <i>Note: The CeilingVIEW SD has only Y/C and Composite Video Outputs</i>
Controls	Y-Gain Adjustment Distance Adjustment (for longer Cat. 5 cable runs)
Max Cat. 5 Cable Distance	400 feet between Quick-Connect CV HD/SD and Camera Enclosure
Quick-Connect CV HD/SD Dimensions	1.75" x 5.5" x 3.0" (3.75" with BNC connectors) (H x W x D) 1/3-Rack Width
Quick-Connect CV HD/SD Weight	1.0lbs
Power Supply	24VDC, 2A
Accessories	999-6000-002 Rack Mount Adapter Panel for 1/3-Rack Quick-Connect Interface

